
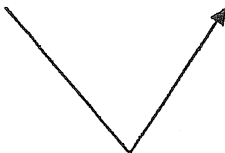
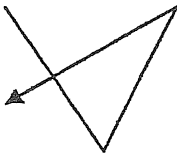
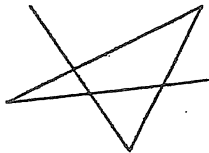
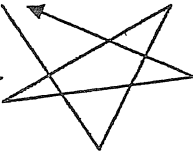


The Writing Academy Lesson Plans

Block # 1 - Lesson # 7

Concept: Webbed Writing

Learning Style	<div style="display: flex; justify-content: space-around; font-weight: bold;"> Auditory Visual Tactile </div> <p style="text-align: center;">The learning style addressed by the activity will be in bold-faced letters.</p>
Rationale	<p>Students need to be told more than “Write more...Explain more...Add details” when they actually need to elaborate more effectively.</p>
Activity	<p>Ask, “Does everyone see how all of our linear sentences tell us about the breakfast we ate?” [Allow for answers.] Then, tell the students what you really want to know about is something about EACH of those items, not just a list of those items. Say, “We will learn how to WEB today. Webbing will teach you how to tell me more about the scrambled eggs, the toast, the bacon, and the orange juice.</p> <p>Have the same five students come to the front of the room again. Have them stand in a circle, instead of a straight line this time. You will start out holding the ball of yarn, just like yesterday. Again, you will be the main idea. Have each student the say the correct sentence that is stated below. Have them pass the ball of yarn in the pattern shown below as well.</p> <p>Main Idea: I had a great breakfast this morning. Supporting Detail: I had scrambled eggs. Elaboration #1: My eggs were really hot! Elaboration #2: They even burned my tongue. Elaboration #3: I had to run and get a drink of water.</p> <div style="display: flex; justify-content: space-around; align-items: flex-end; margin-top: 20px;"> <div style="text-align: center;">  <p>Breakfast</p> </div> <div style="text-align: center;">  <p>eggs</p> </div> <div style="text-align: center;">  <p>hot</p> </div> <div style="text-align: center;">  <p>burned</p> </div> <div style="text-align: center;">  <p>water</p> </div> </div>

Discussion: Ask, "What shape did we create? [Allow for answers.] Great, a star!" Then, ask the students what was alike about the linear paragraph and the new WEBBED paragraph that we just created. Then, ask if they noticed any differences.

Similarities:

1. Same main idea
2. Same supporting detail
3. Still five sentences

Differences:

1. Only discussed one thing: the scrambled eggs
2. Made a web, not a line